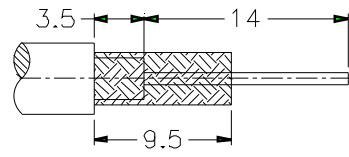
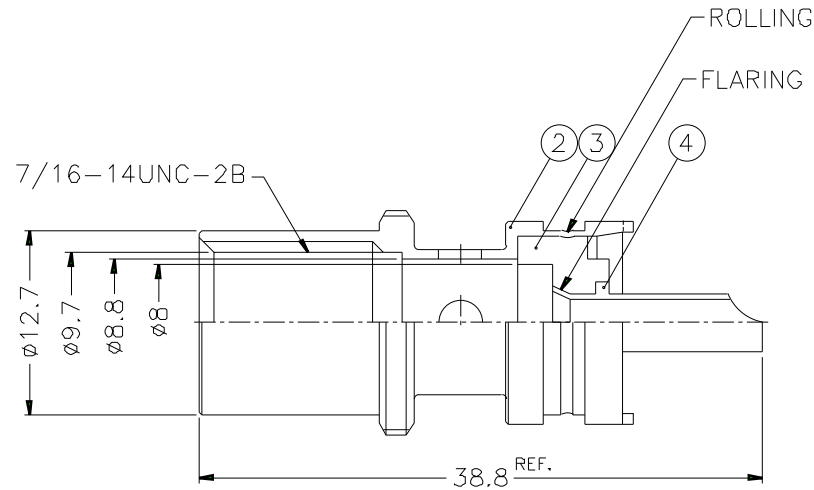
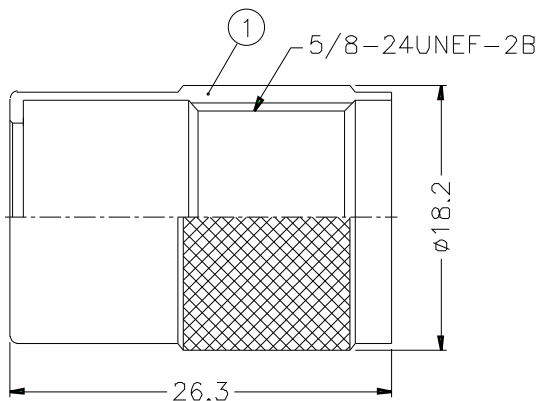


1	2		3		4		5		6		7		8	
REVISIONS														
ISS	ZONE	DESCRIPTION\PER REQUEST\DATE												



RECOMMENDED
CABLE STRIPPING DIM'S



NOTES: FINISH (PLATING THICKNESS IN MICRO-INCHES)
 1. BRASS PER QQ-B-626
 2. NICKEL PL. 100 MIN. THICK OVER COPPER STRIKE
 3. SILVER PL. 200 MIN. THICK OVER COPPER STRIKE
 4. PHENOLIC, YELLOW PER PANTONE 110C

DIMENSIONS ARE IN MILLIMETERS			
UNLESS OTHERWISE SPECIFIED TOLERANCES			
0.5-6	=	± 0.2	
6-30	=	± 0.4	
30-120	=	± 0.6	
120-315	=	± 1	
315-1000	=	± 1.6	
1000-2000	=	± 2.4	

PART NO.	U1181C1-NPHS-7-50		
APPROVED	DATE	10-11-01'	
CHECKED	DATE	10-11-01'	
DRAWN	DATE	10-11-01'	
FILE NO.			

Amphenol

TITLE
UHF SOLDER PLUG

DRAWING NO.
KJ-U1181C1-NPHS-50

ITEM NO.

4	CONTACT PIN	NOTE 1	NOTE 3	1	U5290-4
3	INSULATOR	NOTE 4	NOTE 4	1	U5290-3PHE-50
2	BODY	NOTE 1	NOTE 2	1	U5290-2
1	SHELL	NOTE 1	NOTE 2	1	U5290-1
NO.	DESCRIPTION	MATERIAL	FINISH	Q'TY	DRAWING NO.