


MAX HD2

Dual 4G LTE Mobile Router



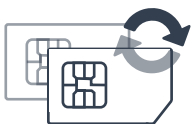
Dual 4G LTE Mobile Router

The HD2 gives you blazing fast connectivity on the road with dual embedded cellular modems, SpeedFusion bandwidth bonding, simultaneous dual-band 11ac Wi-Fi and a built-in 4-port GE switch with PoE capability.

Compatible With:



*Selected models



Dual Cellular for Multiple Carriers

Dual SIM slots allow you to use the same or different cellular providers for bandwidth bonding or eliminating blind spots.



Fleet Tracking and Management

With built-in GPS fleet tracking and InControl cloud-based management, you can keep tabs on location and manage your mobile network from any Internet-connected device.



Terminal Block for Secure Power Supply

The MAX HD2 is equipped with a terminal block for secure installation in vehicles and other locations.



SpeedFusion Bandwidth Bonding and Seamless Failover

SpeedFusion bandwidth bonding technology bonds all connected bandwidth into a single superfast stream, using the same or different cellular providers.



Customize Captive Portal

Branding your captive portal is as easy as uploading your logo and terms & conditions. You can easily set bandwidth allowance and access duration per user or manage access using RADIUS.






Certified Toughness

In addition to rugged metal enclosure, HD2 has certifications on:
 Shock and vibration resistance (EN 61373:2010)
 RF Port Lightning Immunity (ITU-T K.20 (+/- 1.5 kV))
 Railway Applications (EN 50155)
 Electromagnetic Compatibility (EN 61000)

Specifications

MAX HD2	
WAN Interface	1x USB Interface 2x GE 2x Embedded LTE Modems
LAN Interface	4x GE
Wi-Fi Interface	802.11ac/a/b/g/n, 1166 Mbps 2x2 MIMO Wi-Fi WAN and/or AP Simultaneous Dual-Band
Router Throughput	400Mbps
Recommended Users	150
LTE Modem	Downlink/Uplink Datarate: 100Mbps/50Mbps
LTE-A Modem	Downlink/Uplink Datarate: 300Mbps/50Mbps
Cellular and GPS Antenna Connector	4x SMA Antenna Connectors 1x SMA GPS Antenna Connector 4x RP-SMA Wi-Fi Antenna Connectors
Power Input	DC Jack/Terminal Block: 10V - 56V
Power Output	Up to Four 802.3af PoE Outputs [#]
Power Consumption	28W (max.)
Dimensions	1.6 x 10.2 x 5.6 inches 40 x 260 x 143 mm
Weight	2.2 pounds 1 kg
Operating Temperature	-40° – 149°F -40° – 65°C
Humidity	15% – 95% (non-condensing)
Certifications	FCC, CE, RoHS, E-Mark RF Port Lightning Immunity: ITU-T K.20 (+/- 1.5 kV) Shock and Vibration Resistance: EN 61373:2010 Railway Applications: EN 50155 Electromagnetic Compatibility: EN 61000
Warranty	1-Year Limited Warranty



[#]PoE Activation Kit is available separately

Ordering Information

	Product Code	Carrier/Region	Cellular Standard	4G Bands	3G Bands
LTE	MAX-HD2-LTE-US-T	Verizon/Sprint/AT&T/T-Mobile	LTE	4G LTE: B2, B4, B5, B13, B17, B25	WCDMA/HSPA+/DC-HSPA+: B1, B2, B4, B5, B8 EV-DO Rev.A: BC0, BC1, BC10
	MAX-HD2-LTE-UE-T	Cellular 1: Verizon/Sprint/AT&T/T-Mobile Cellular 2: Europe/International	LTE	Cellular 1: 4G LTE: B2, B4, B5, B13, B17, B25 Cellular 2: 4G LTE: B1, B3, B7, B8, B20	Cellular 1 WCDMA/HSPA+/DC-HSPA+: B1, B2, B4, B5, B8 EV-DO Rev.A: BC0, BC1, BC10 Cellular 2 WCDMA/HSPA+/DC-HSPA+: B1, B2, B5, B6, B8
	MAX-HD2-LTE-E-T	Europe/International	LTE	B1, B3, B5, B7, B8, B20, B38 (TDD), B40 (TDD), B41 (TDD)	WCDMA/HSPA+/DC-HSPA+: B1, B5, B8
LTEA	MAX-HD2-LTEA-W-T	Americas/EMEA	LTE Advanced	B1, B2, B3, B4, B5, B7, B8, B12, B13, B20, B25, B26, B29, B30, B41	WCDMA/HSPA+/DC-HSPA+: B1, B2, B3, B4, B5, B8
	MAX-HD2-LTEA-P-T	Asia Pacific	LTE Advanced	B1/2100, B3/1800, B5, B7, B8, B18, B19, B21, B28, B38, B39, B40, B41	WCDMA/HSPA+/DC-HSPA+: B1, B5, B8, B9, B19 UMTS: B6 TD-SCDMA: B39

Add-on Feature

Product Code	Description
ACW-622	Includes 1x 56V Power Supply Enables 802.3af PoE Output Ports (PoE License automatically applied after kit purchase)
MAX-HD-020-SPF	Supports up to 20 PepVPN/SpeedFusion Peers