

## 2J5515P

868 and 915 Mhz Adhesive Mount

### Key Features

#### Cable 1: 868/915 MHz

- 863-870 MHz

- 902-928 MHz

Adhesive Mount

Ground Plane Independent

Customizable Cable and Connector

Dimensions 71 × 25 × 7 mm



## 1. Antenna and electrical specifications

Cable 1

Parameters	868/915 MHz ISM Antenna	
<b>Standards</b>	ZigBee, ISM, SigFox, LoRa	
<b>Band (MHz)</b>	868	915
<b>Frequency (MHz)</b>	863-870	902-928
<b>Return Loss (dB)</b>	~-8.6	~-10.8
<b>VSWR</b>	~2.2:1	~1.8:1
<b>Efficiency (%)</b>	~31.5	~31.9
<b>Peak Gain (dBi)</b>	~3.3	~2.8
<b>Average Gain (dB)</b>	~-5.0	~-5.0
<b>Impedance (Ohm)</b>	50	
<b>Polarisation</b>	Linear	
<b>Radiation Pattern</b>	Omni-Directional	
<b>Max. Input Power (W)</b>	25	
<b>Connector Type</b>	SMA-Male Standard (Other Connectors Available)	
<b>Cable Length</b>	300 cm Standard (Any Cable Length Available)	
<b>Cable Type</b>	RG174 Standard (Other Cables Available)	

### Antenna Measurement Conditions:

Mounted on 30 x 30 x 0.25 cm ABS Plate

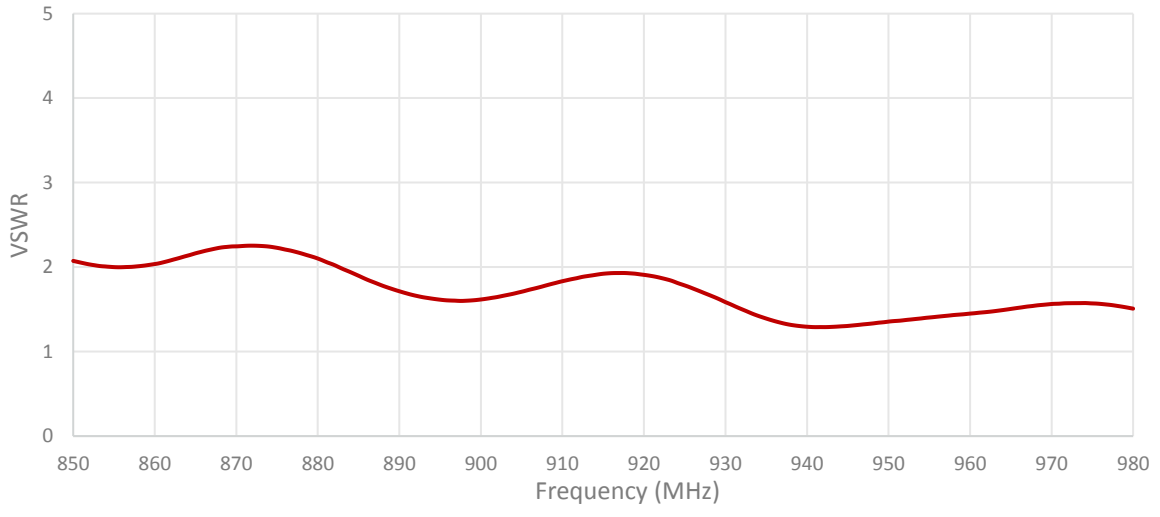
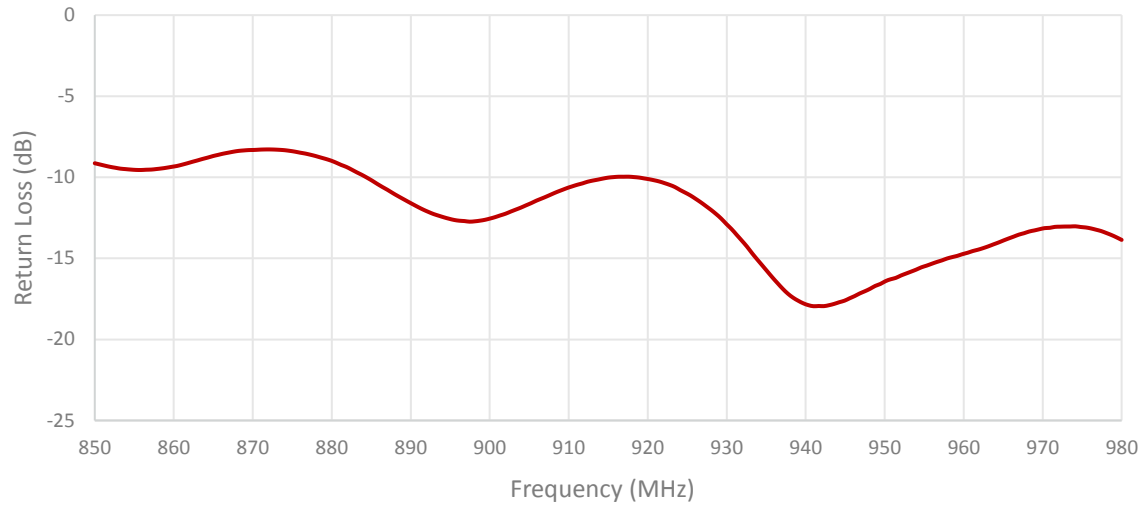
200 cm of Cable LMR100

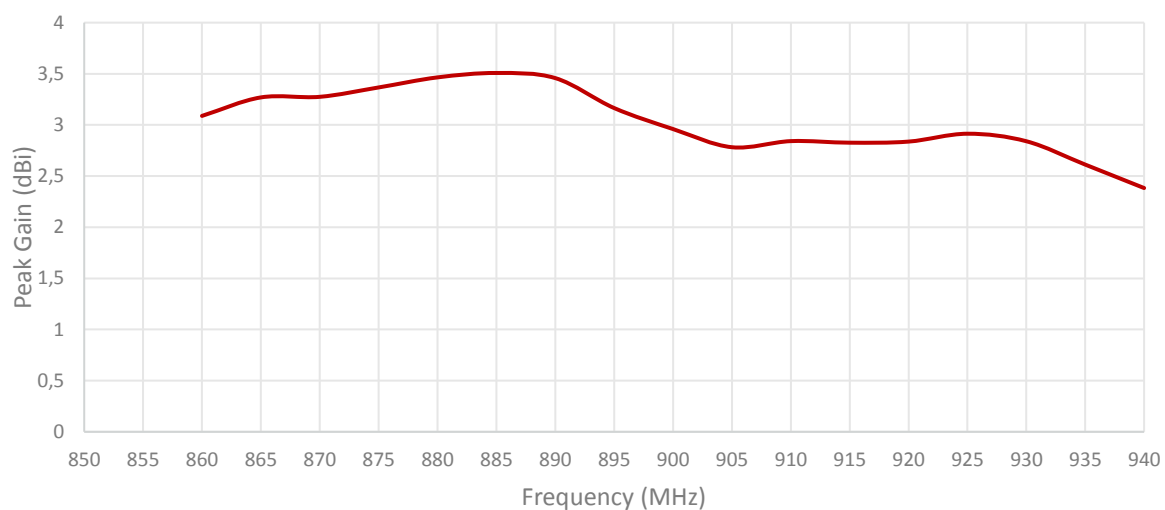
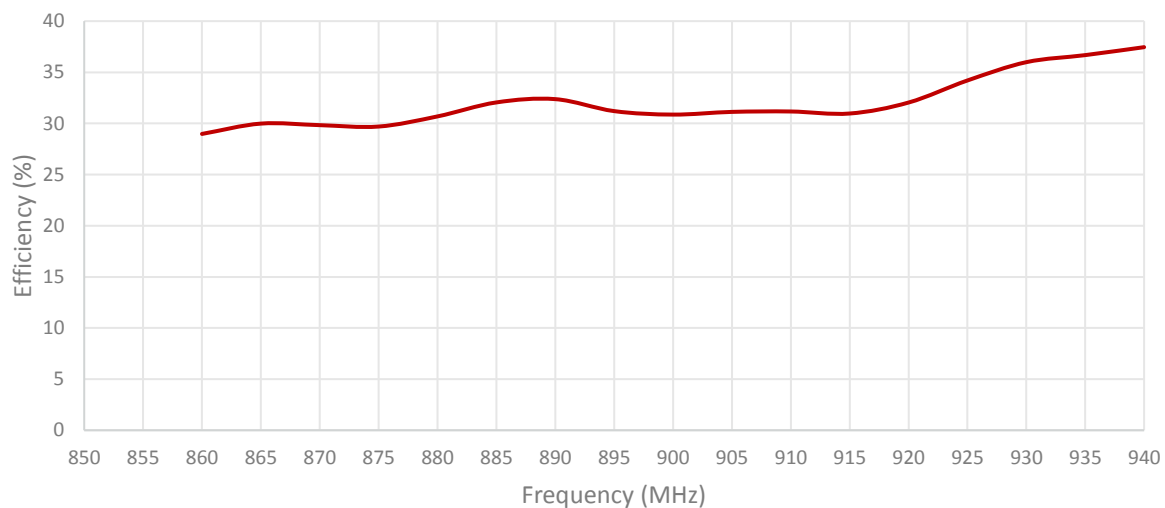
Measured in Certified CTIA 3D Anechoic Chamber

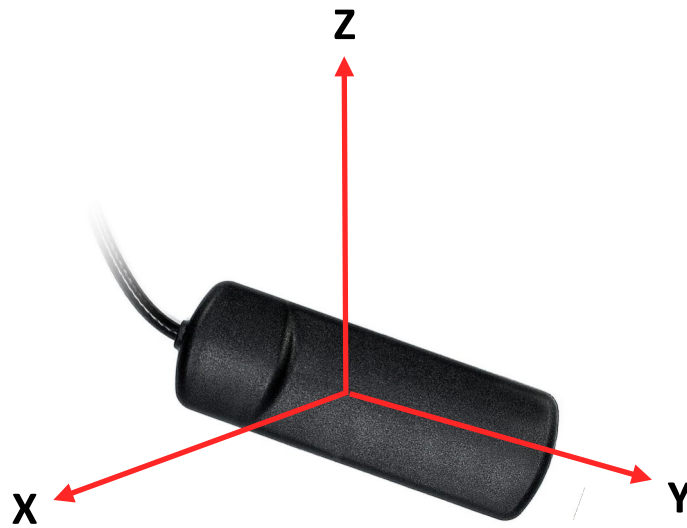
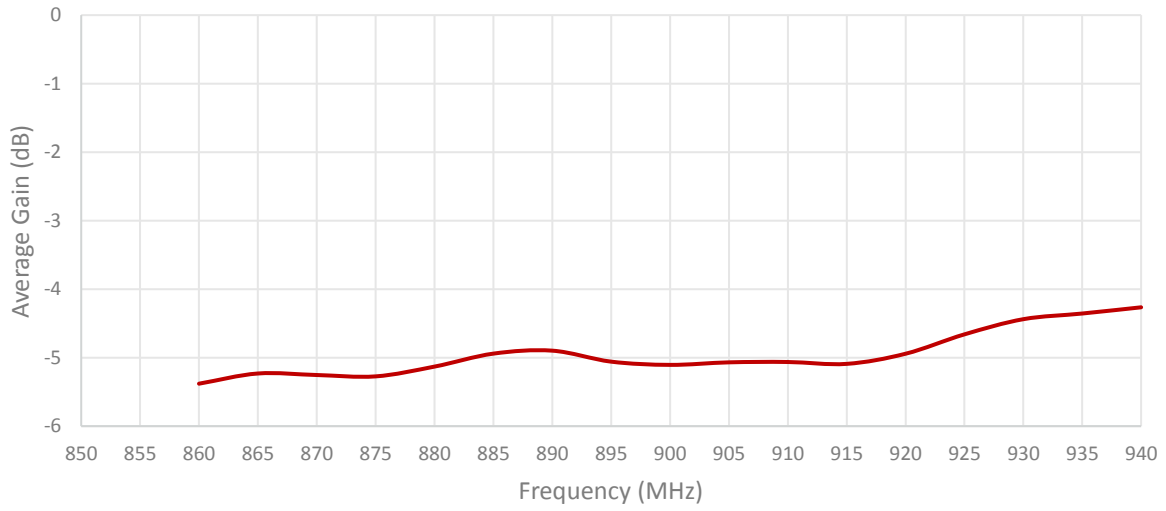
## 2. Mechanical and environmental specifications

Specifications	2J5515P
<b>Mounting Type</b>	Adhesive Mount
<b>Dimensions (mm)</b>	71 x 25 x 7
<b>Radome</b>	ASA
<b>Radome color</b>	Black
<b>Operating Temperature (C)</b>	-40 to +85
<b>Storage Temperature (C)</b>	-40 to +85
<b>Substance Compliance</b>	RoHS

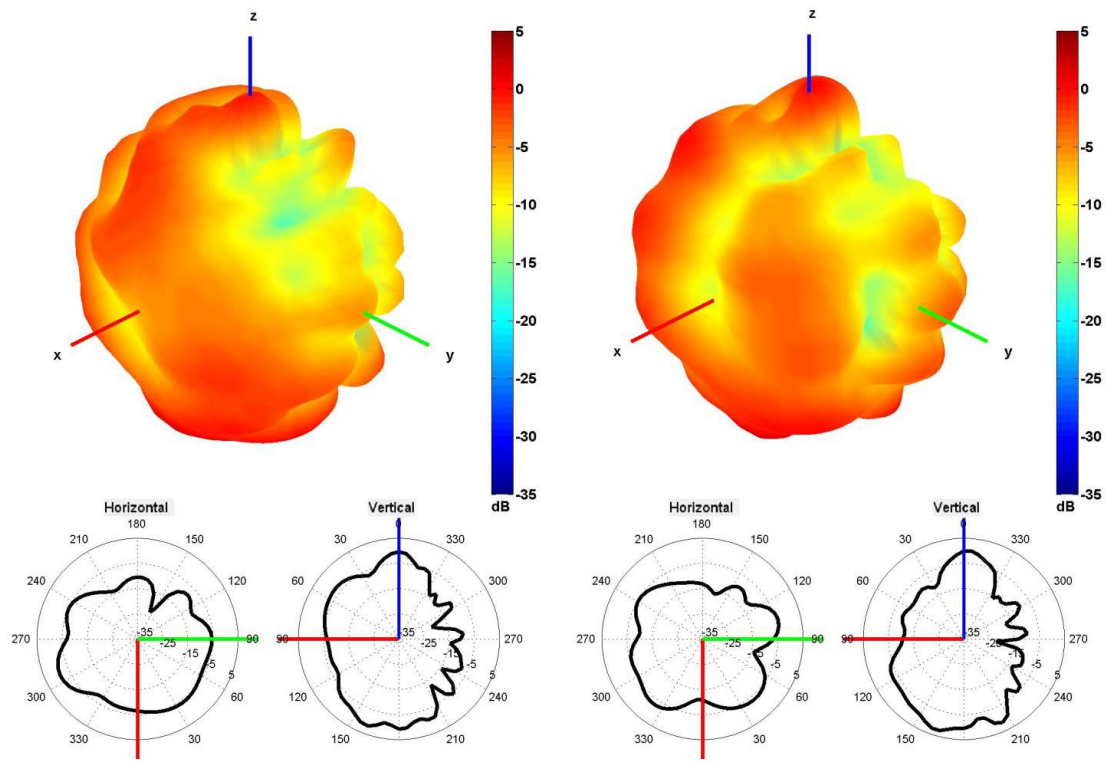
### 3. Antenna parameters





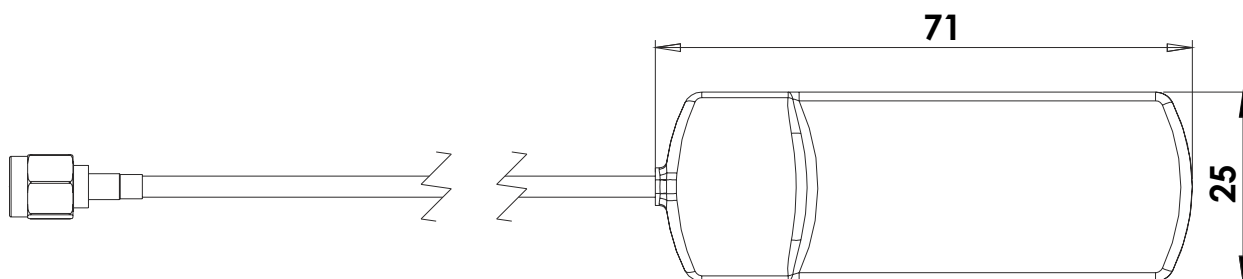
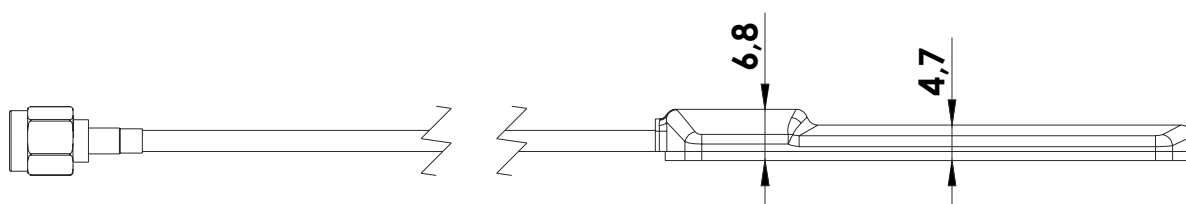


Radiation pattern reference



868 and 915 MHz Radiation pattern

## 4. Antenna drawings



5. Antenna Images

