

# GPSB

## Heavy Duty Multifunction Antenna

30/03/2016 v.3 .2

### GPSB

OEM shark fin styling

GPS, 2G/3G/4G cellular & 2.4/4.9-6GHz in one housing

Heavy duty design for optional VHF or UHF whip



The GPSB provides antenna coverage for multiple technologies within one antenna housing. Trusted by public safety, utilities and transportation companies all over the world the GPSB sets the industry standard in functionality.

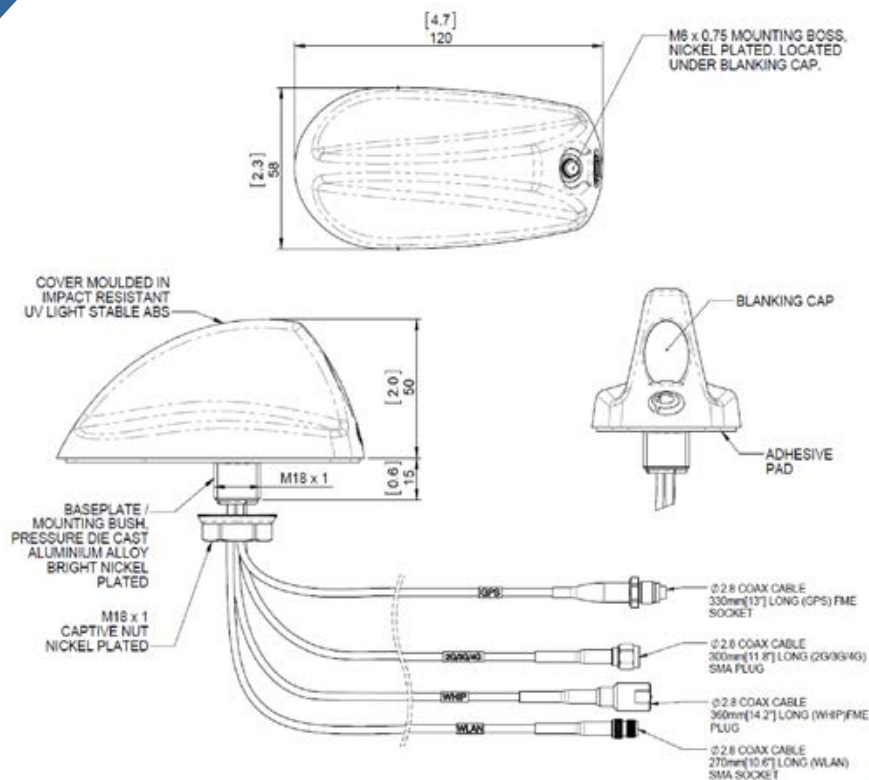
The GPSB offers three internal antenna systems, GPS, 2G/3G/4G cellular, dualband WiFi/WiMAX and an optional whip mounting for VHF or UHF whips.

Requiring only a single hole fixing, the GPSB reduces vehicle damage, cost of installation and visual impact whilst protecting vehicle resale value.

The OEM shark fin style design provides multiple antenna functions while remaining discreet.

The GPSB is suitable for the public safety (covert and discreet), industrial and transportation sectors, where a cost effective, efficient and robust antenna is essential to the application.

### Technical Drawing



**PANORAMA ANTENNAS**  
Panorama Antennas Ltd  
Frogmore, London, SW18 1HF, United Kingdom

T: +44 (0)20 8877 4444  
F: +44 (0)20 8877 4477  
E: sales@panorama-antennas.com  
www.panorama-antennas.com

Waiver: The data given above is indicative of the performance of the product/s under particular conditions and does not imply a guarantee of performance. These specifications are subject to change without notice.

Copyright © Panorama Antennas Ltd. All rights reserved.

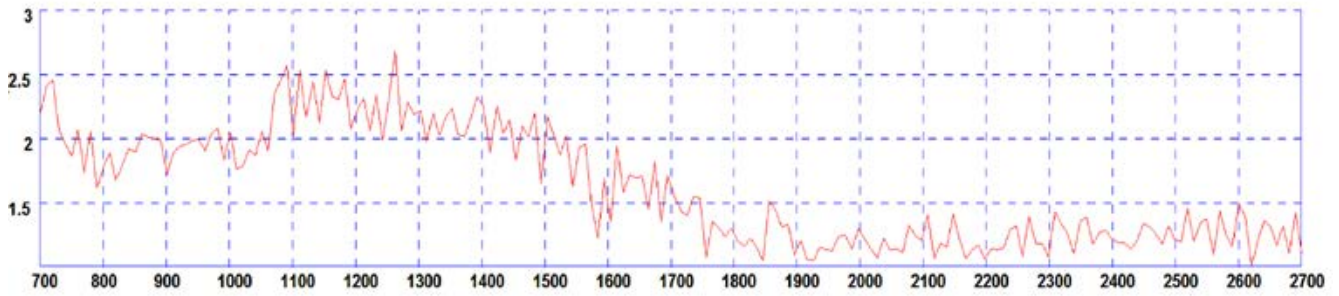
Part No.		GPSB	
<b>Electrical Data</b>			
Frequency Range (MHz)	Element 1	1575	
	Element 2	698-960, 1710-2170, 2500-2700	
	Element 3	2200-2700 & 4900-6000	
	Element 4	Dependent on selected whip	
Operational Bands	Element 1	GPS	
	Element 2	2G/3G/4G	
	Element 3	2.4GHz WLAN / Public Safety 4.9GHz / 5.8GHz WIFI	
	Element 4	Dependent on selected whip	
Peak gain: Isotropic	Element 2	1dBi	
	Element 3	2dBi	
Polarisation	Vertical		
Pattern	Omni-directional		
Impedance	50Ω		
Max Input Power (W)	Internal elements 25W / main whip 60W		
<b>GPS Data</b>			
Frequency Range (MHz)	1575		
VSWR	<1.5:1 ± 4MHz		
Gain: LNA	26dB		
Polarisation	Right Hand Circular		
Operating Voltage	3-5V DC (fed via coax)		
Current	Typical 15mA		
<b>Mechanical Data</b>			
Dimensions (inches)	Total Height	2 (50 mm)	
	Length	4.72 (120 mm)	
	Width	2.3 (58 mm)	
Operating Temp (°C)	-40° / 176°F (-40° / +80°C)		
Material	Impact resistant UV light stabilised ABS		
Colour	Black		
Ingress Protection	IP66 (Cert No. 45213)		
Weight (g)	215		
<b>Cable Data</b>			
Cable Type	Whip		
	GPS	RG174	
	Cellular		
	WLAN		
Diameter (inches)	Whip		
	GPS	0.11 (2.8 mm)	
	Cellular		
	WLAN		
Length (inches)	Whip	14 (360 mm)	
	GPS	13 (330 mm)	
	Cellular	12 (300 mm)	
	WLAN	11 (270 mm)	
Termination	Whip	FME plug	
	GPS	FME socket	
	Cellular	SMA plug	
	WLAN	SMA socket	

Waiver: The data given above is indicative of the performance of the product/s under particular conditions and does not imply a guarantee of performance. These specifications are subject to change without notice.

Copyright © Panorama Antennas Ltd. All rights reserved.

INTERNAL 2G/3G/4G CELLULAR ANTENNA

Typical VSWR - Cellular Element\*



\*VSWR measured with no whip and 5m (16') of CS29 cable on a 600 x 600 mm (2' x 2') groundplane

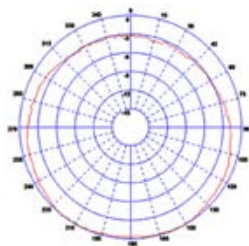
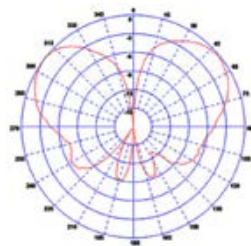
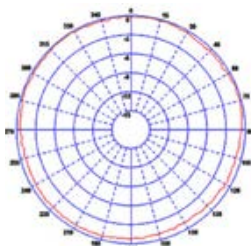
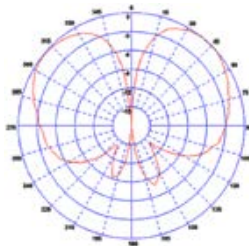
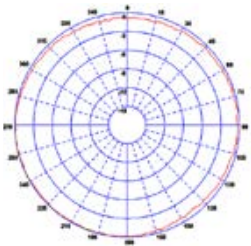
Typical H-Plane (750MHz)

Typical E-Plane (750MHz)

Typical H-Plane (850MHz)

Typical E-Plane (850MHz)

Typical H-Plane (900MHz)



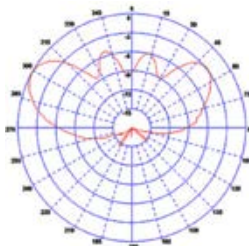
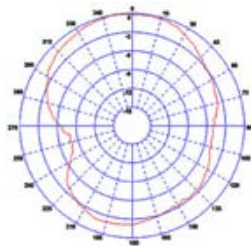
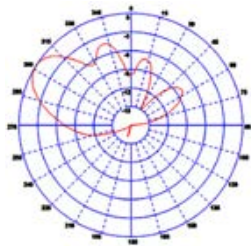
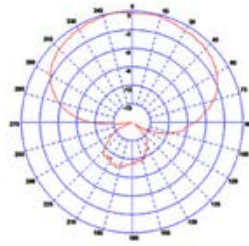
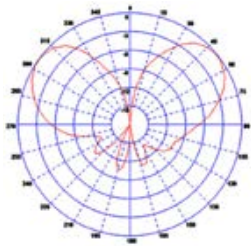
Typical E-Plane (900MHz)

Typical H-Plane (1800MHz)

Typical E-Plane (1800MHz)

Typical H-Plane (1900MHz)

Typical E-Plane (1900MHz)

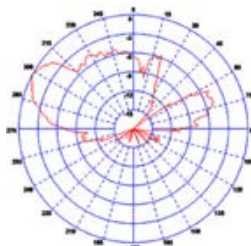
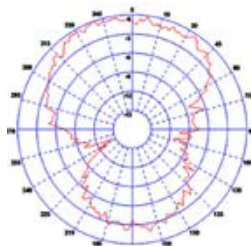
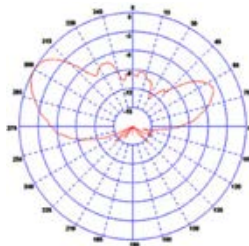
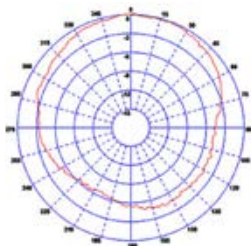


Typical H-Plane (2100MHz)

Typical E-Plane (2100MHz)

Typical H-Plane (2600MHz)

Typical E-Plane (2600MHz)

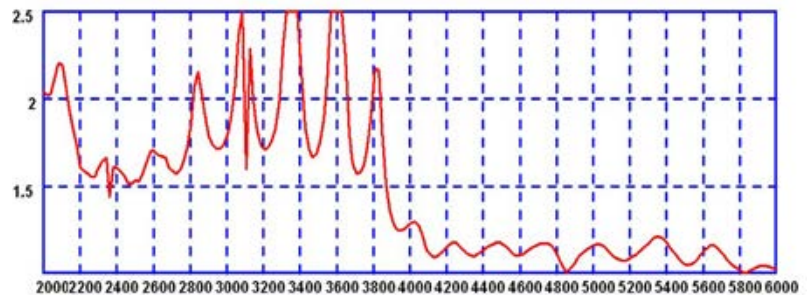
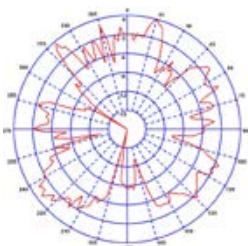
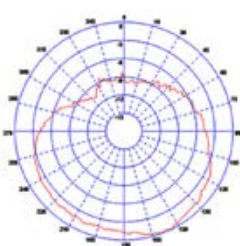


INTERNAL 2.2-2.7GHz & 4.9-6GHz ANTENNA

Typical H-Plane (2400MHz)

Typical H-Plane (5400 MHz)

Typical VSWR - WLAN Element\*



\* VSWR measured without cable.

Waiver: The data given above is indicative of the performance of the product/s under particular conditions and does not imply a guarantee of performance. These specifications are subject to change without notice.

Copyright © Panorama Antennas Ltd. All rights reserved.