

Low Profile Multifunction Puck Antenna

L[G]P-7-38[-24-58]

PANORAMA ANTENNAS

Low Profile Multifunction Puck Antenna



- Low Profile 'Hockey Puck' Design
- 3G/4G+ Optional WiFi & GPS/GNSS Functionality
- Suitable for M2M and IOT Installations

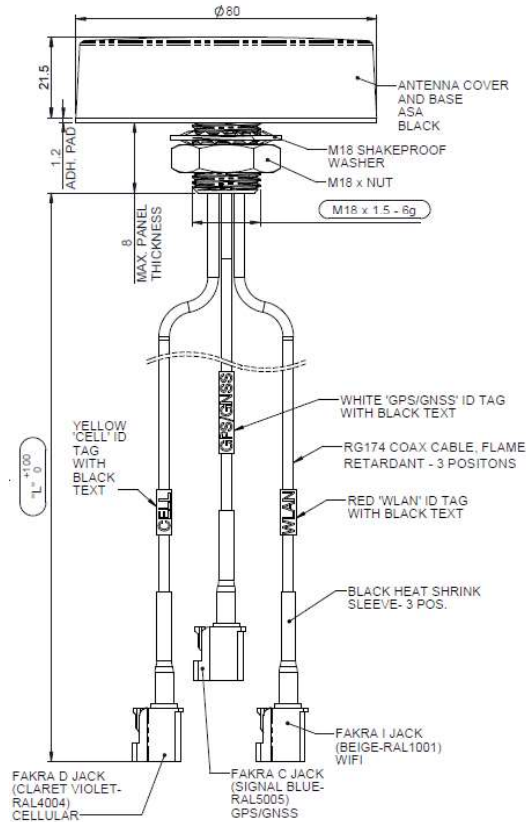
The Panorama L[G]P-7-38[-24-58] range is designed to decrease the lifetime cost of M2M and IOT applications by offering a robust low profile antenna with an extremely compact envelope.

Ideal for situations where a robust but discreet solution is required the antenna covers 698-960/1710-3800MHz + optional 2.4/5.0GHz WiFi and optional GPS/GNSS with a 26dB LNA.

The antenna is suitable for non-conductive panels and can be mounted via the 19mm (3/4") mounting bush and is fitted with 3 RG174 cables and either FAKRA or SMA connectors.

Technical Drawing

LGP-7-38-24-58-3FK Shown



Low Profile Multifunction Puck Antenna

L[G]P-7-38[-24-58]

PANORAMA ANTENNAS

Product Data

Part No.	LGP-7-38-24-58-3SP	LGP-7-38-24-58-3FK	LGP-7-38-24-58-1FK	LGP-7-38-24-58-1SP
Electrical Data				
Frequency Range (MHz)	Element 1	698-960/1710-3800		
	Element 2	2400-2485/4900-6000		
	Element 3	1562-1612		
Peak Gain†	Element 1: 698-960MHz	0dBi		
	Element 1: 1710-3800MHz	2dBi		
	Element 2: 2.4GHz	2dBi		
	Element 2: 5.0GHz	4dBi		
Typical VSWR	<2.5:1			
Polarisation	Vertical			
Pattern	Omni-directional			
Impedance	50Ω			
Max input power (W)	20			
GPS/GNSS Data				
Frequency Range (MHz)	1562-1612MHz			
LNA Gain (dB)	26dB			
Typical Current (mA)	15			
Typical Voltage	3-5 VDC			
Mechanical Data				
Dimensions (mm)	Height	22.5 (0.88")		
	Diameter	80 (3.14")		
Operating Temp (°C)	-40° / +85°C (-40° / 185°F)			
Material	ASA			
Colour	Black			
Mounting Data				
Fixing	Panel mount 19mm (3/4")			
Cable Data				
Cable 1: Cellular	Cable Type	RG174 (meets UN ECE 118)		
	Diameter (mm)	2.8 (0.11")		
	Length (m)	3 (10')	1 (3' 3")	
	Termination	SMA(m)	FAKRA D (Burgundy) Jack	FAKRA D (Burgundy) Jack
Cable 2: WiFi	Cable Type	RG174 (meets UN ECE 118)		
	Diameter (mm)	2.8 (0.11")		
	Length (m)	3 (10')	1 (3' 3")	
	Termination	SMA Rev Pol	FAKRA I (Beige) Jack	FAKRA I (Beige) Jack
Cable 3: GPS/GNSS	Cable Type	RG174 (meets UN ECE 118)		
	Diameter (mm)	2.8 (0.11")		
	Length (m)	3 (10')	1 (3' 3")	
	Termination	SMA(m)	FAKRA C (Blue) Jack	FAKRA C (Blue) Jack

† Peak gain modelled in CST Microwave Studio and does not include cable attenuation

Low Profile Multifunction Puck Antenna

PANORAMA ANTENNAS

L[G]P-7-38[-24-58]

Part No.		LGP-7-38-3SP	LGP-7-38-3FK	LGP-7-38-1FK	LGP-7-38-1SP
Electrical Data					
Frequency Range (MHz)	Element 1	698-960/1710-3800			
	Element 2	1562-1612			
Peak Gain†	Element 1: 698-960MHz	0dBi			
	Element 1: 1710-3800MHz	2dBi			
Typical VSWR	<2.5:1				
Polarisation	Vertical				
Pattern	Omni-directional				
Impedance	50Ω				
Max input power (W)	20				
GPS/GNSS Data					
Frequency Range (MHz)	1562-1612Mhz				
LNA Gain (dB)	26dB				
Typical Current (mA)	15				
Typical Voltage	3-5 VDC				
Mechanical Data					
Dimensions (mm)	Height	22.5 (0.88")			
	Diameter	80 (3.14")			
Operating Temp (°C)	-40° / +85°C (-40° / 185°F)				
Material	ASA				
Colour	Black				
Mounting Data					
Fixing	Panel mount 19mm (3/4")				
Cable Data					
Cable 1: Cellular	Cable Type	RG174 (meets UN ECE 118)			
	Diameter (mm)	2.8 (0.11")			
	Length (m)	3 (10')		1 (3' 3")	
	Termination	SMA(m)	FAKRA D (Burgundy) Jack	FAKRA D (Burgundy) Jack	SMA(m)
Cable 2: GPS/GNSS	Cable Type	RG174 (meets UN ECE 118)			
	Diameter (mm)	2.8 (0.11")			
	Length (m)	3 (10')		1 (3' 3")	
	Termination	SMA(m)	FAKRA C (Blue) Jack	FAKRA C (Blue) Jack	SMA(m)

Low Profile Multifunction Puck Antenna

PANORAMA ANTENNAS

L[G]P-7-38[-24-58]

Part No.		LPP-7-38-24-58-3SP	LPP-7-38-24-58-3FK	LPP-7-38-24-58-1FK	LPP-7-38-24-58-1SP
Electrical Data					
Frequency Range (MHz)	Element 1	698-960/1710-3800			
	Element 2	2400-2485/4900-6000			
Peak Gain†	Element 1: 698-960MHz	0dBi			
	Element 1: 1710-3800MHz	2dBi			
	Element 2: 2.4GHz	2dBi			
	Element 2: 5.0GHz	4dBi			
Typical VSWR	<2.5:1				
Polarisation	Vertical				
Pattern	Omni-directional				
Impedance	50Ω				
Max input power (W)	20				
Mechanical Data					
Dimensions (mm)	Height	22.5 (0.88")			
	Diameter	80 (3.14")			
Operating Temp (°C)	-40° / +85°C (-40° / 185°F)				
Material	ASA				
Colour	Black				
Mounting Data					
Fixing	Panel mount 19mm (3/4")				
Cable Data					
Cable 1: Cellular	Cable Type	RG174 (meets UN ECE 118)			
	Diameter (mm)	2.8 (0.11")			
	Length (m)	3 (10')		1 (3' 3")	
	Termination	SMA(m)	FAKRA D (Burgundy) Jack	FAKRA D (Burgundy) Jack	SMA(m)
Cable 2: WiFi	Cable Type	RG174 (meets UN ECE 118)			
	Diameter (mm)	2.8 (0.11")			
	Length (m)	3 (10')		1 (3' 3")	
	Termination	SMA Rev Pol	FAKRA I (Beige) Jack	FAKRA I (Beige) Jack	SMA Rev Pol

Low Profile Multifunction Puck Antenna

PANORAMA ANTENNAS

L[G]P-7-38[24-58]

Part No.

LPP-7-38-3SP

LPP-7-38-3FK

LPP-7-38-1FK

LPP-7-38-1SP

Electrical Data

Frequency Range (MHz) Element 1 698-960/1710-3800

Peak Gain† Element 1: 698-960MHz 0dBi

Element 1: 1710-3800MHz 2dBi

Typical VSWR <2.5:1

Polarisation Vertical

Pattern Omni-directional

Impedance 50Ω

Max input power (W) 20

Mechanical Data

Dimensions (mm) Height 22.5 (0.88")

Diameter 80 (3.14")

Operating Temp (°C) -40° / +85°C (-40° / 185°F)

Material ASA

Colour Black

Mounting Data

Fixing Panel mount 19mm (3/4")

Cable Data

Cable Type RG174 (meets UN ECE 118)

Diameter (mm) 2.8 (0.11")

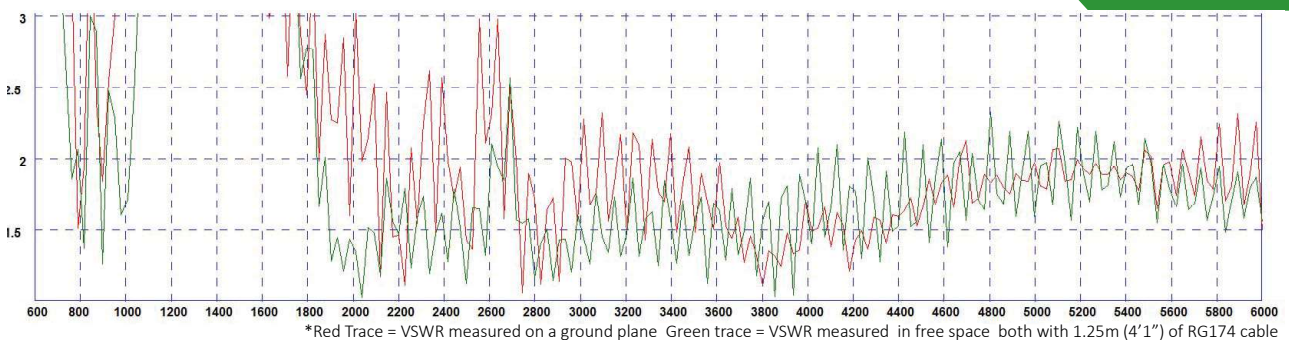
Cable 1: Cellular

Length (m) 3 (10') 1 (3' 3")

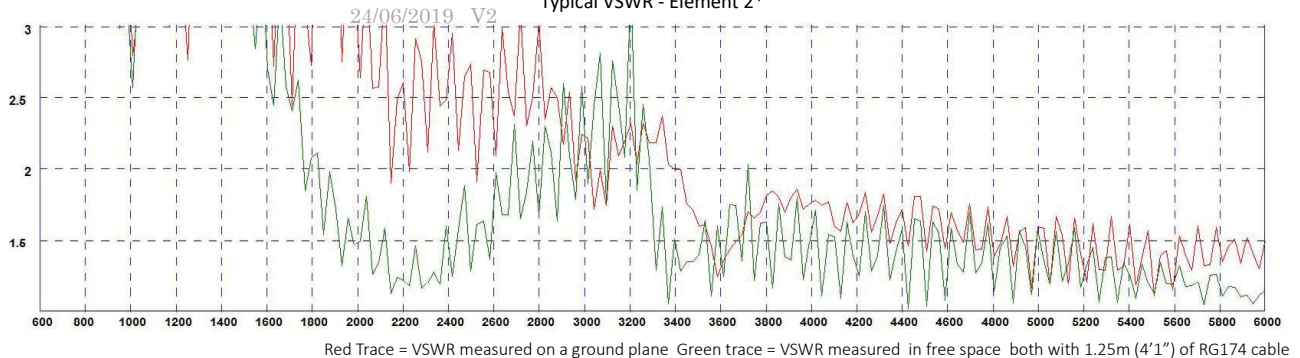
Termination SMA(m) FAKRA D (Burgundy) Jack FAKRA D (Burgundy) Jack SMA(m)

Typical VSWR - Element 1*

Product Data



Typical VSWR - Element 2*



Panorama Antennas Ltd
Frogmore, London, SW18 1HF, United Kingdom
T: +44 (0)20 8877 4444 | F: +44 (0)20 8877 4477
E: sales@panorama-antennas.com
W: www.panorama-antennas.com

PANORAMA ANTENNAS

07/08/2020 V3

Page 5

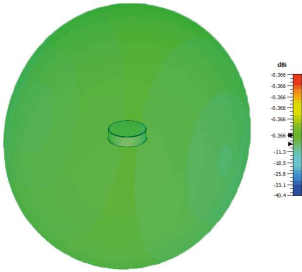
Waiver: The data given above is indicative of the performance of the product/s under particular conditions and does not imply a guarantee of performance. These specifications are subject to change without notice. Copyright © Panorama Antennas Ltd. All rights reserved.

Low Profile Multifunction Puck Antenna

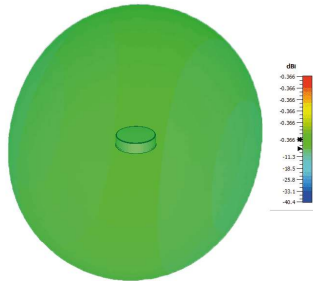
L[G]P-7-38[24-58]

3D Patterns Cell


Typical 3D Pattern 700MHz



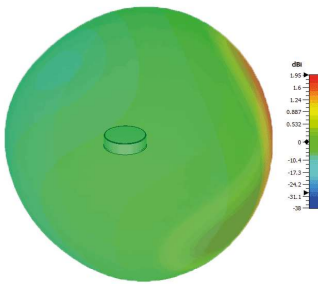
Typical 3D Pattern 800MHz



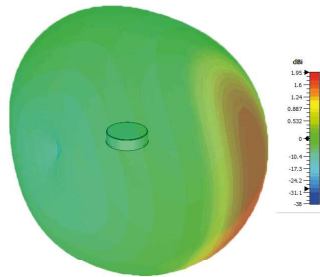
Typical 3D Pattern 900MHz



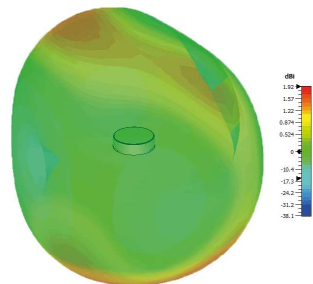
Typical 3D Pattern 1800MHz



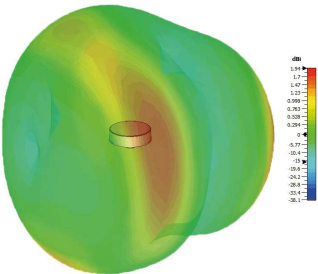
Typical 3D Pattern 2000MHz



Typical 3D Pattern 2600MHz

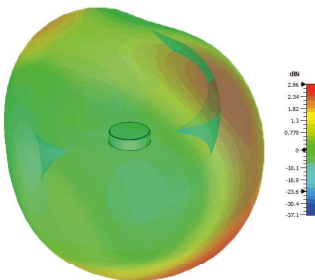


Typical 3D Pattern 3600MHz



3D Patterns WiFi

Typical 3D Pattern 2450MHz



Typical 3D Pattern 5400MHz

