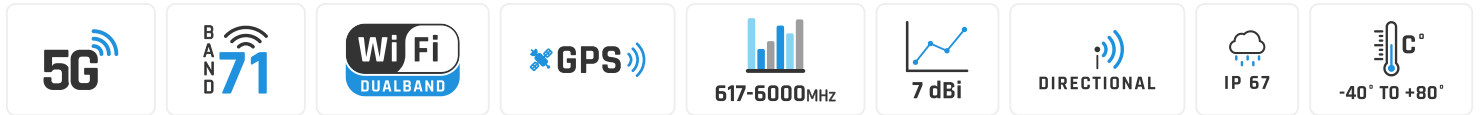


# QuMax for Teltonika RUTX50

**INTEGRATED MULTI-BAND LTE & 5G PANEL ANTENNA + WI-FI OMNI ANTENNA + GPS + PLACE TO INSTALL TELTONIKA RUTX 50 (ALL-IN-ONE)**

QuMax for RUTX50 is a high performance directional antenna designed for use in a variety of wireless communication applications. This all-in-one product consists of multi-band 5G, Wi-Fi and GPS antennas integrated in IP67 enclosure. It offers 7.5 dBi gain and wide beam width, which makes it suitable for use in both urban and rural environments.

Combining QuMax with RUTX50 inside the antenna housing gives you complete outdoor solution with multiple use scenarios such as transportation public, energy, mining IoT and more.



 **PASSIVE POE SUPPORT**

 **ANTENNA PERFECTLY MATCHED WITH THE ROUTER**

 **OUTDOOR ANTENNA WORKS IN ANY WEATHER CONDITIONS, IP67**

 **MADE IN EUROPE**



## 5G / LTE ANTENNA SPECIFICATION

<b>FREQUENCY</b>	0.617 - 0.96 GHz 1.7 - 2.7 GHz 3.3 - 4.6 GHz 4.7 - 6.0 GHz
<b>GAIN</b>	0.617 - 0.96 GHz: 6 dBi 1.7 - 2.7 GHz: 7 dBi 3.3 - 4.6 GHz: 7 dBi 4.7 - 6.0 GHz: 5.5 dBi
<b>SUPPORTED LTE BANDS</b>	1, 2, 3, 4, 5, 7, 8, 9, 10, 12, 13, 14, 17, 18, 19, 20, 22, 25, 26, 27, 28, 29, 30, 33, 34, 35, 36, 37, 38, 39, 40, 41, 42, 43, 44, 46, 47, 48, 49, 52, 53, 65, 66, 67, 68, 69, 71, 85, 103, 106
<b>SUPPORTED 5G BANDS</b>	n1, n2, n3, n5, n7, n8, n12, n13, n14, n18, n20, n25, n26, n28, n29, n30, n34, n38, n39, n40, n41, n46, n47, n48, n53, n65, n66, n67, n71, n77, n78, n80, n81, n82, n83, n84, n85, n86, n89, n90, n95, n97, n98, n100, n101, n255
<b>VSWR</b>	<2.00, max <3.00
<b>BEAMWIDTH</b>	80°/80° ±15°
<b>POLARIZATION</b>	X (±45degrees)
<b>IMPEDANCE</b>	50 Ω

## **WI-FI ANTENNA SPECIFICATION**

<b>FREQUENCY</b>	2.40 - 2.50 GHz 5.0 - 7.125 GHz
<b>GAIN</b>	2.40 - 2.50 GHz : 6 dBi 5.0 - 7.125 GHz : 7.5 dBi
<b>VSWR</b>	<1.70, max <2.00
<b>BEAMWIDTH</b>	360°/25° ±5°
<b>POLARIZATION</b>	Vertical
<b>IMPEDANCE</b>	50 Ω

## **MECHANICAL SPECIFICATION**

<b>MATERIALS</b>	ABS, aluminum, PTFE, Fiberglass
<b>CONNECTOR TYPE</b>	RJ45
<b>INGRESS PROTECTION</b>	IP67
<b>DIMENSIONS</b>	486.0 x 292.2 x 105.6 mm 19.13 x 11.50 x 4.16 inch
<b>WEIGHT</b>	2.8 kg 6.17 lbs
<b>OPERATING TEMPERATURE</b>	From -40°C to 80°C From -40°F to 176°F

# FREQUENCY BANDS

**LTE / 4G**

1	2	3	4	5	7	8
9	10	12	13	14	17	18
19	20	22	25	26	27	28
29	30	33	34	35	36	37
38	39	40	41	42	43	44
46	47	48	49	52	53	65
66	67	68	69	71	85	103
106						

617 MHz      6000 MHz

**5G**

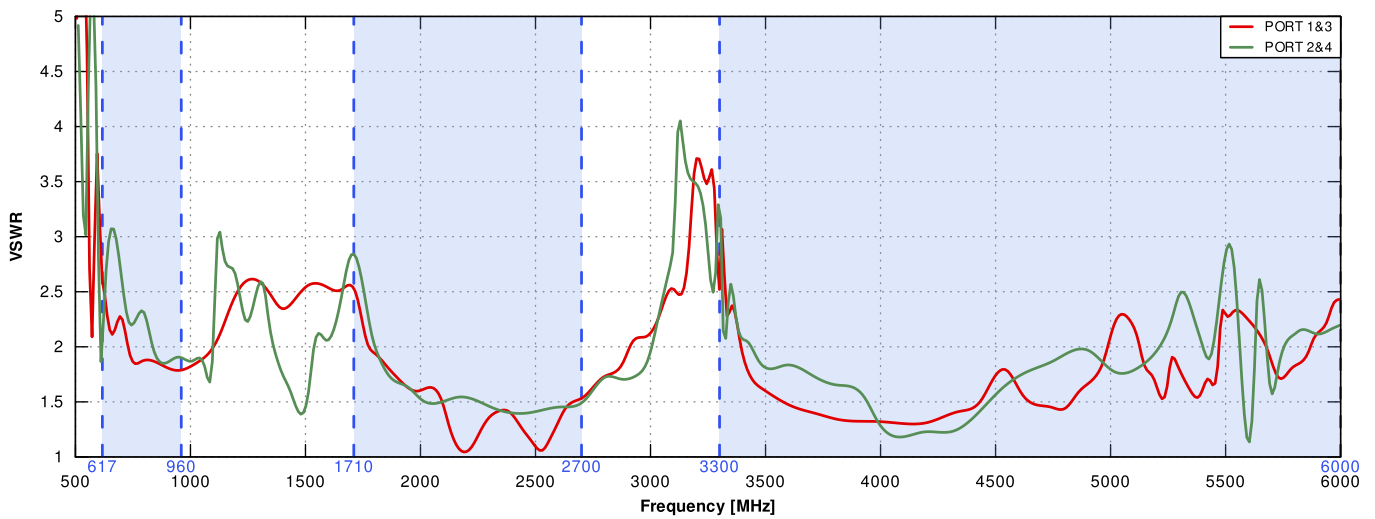
n1	n2	n3	n5	n7	n8	n12
n13	n14	n18	n20	n25	n26	n28
n29	n30	n34	n38	n39	n40	n41
n46	n47	n48	n53	n65	n66	n67
n71	n77	n78	n80	n81	n82	n83
n84	n85	n86	n89	n90	n95	n97
n98	n100	n101	n255			

617 MHz      6000 MHz

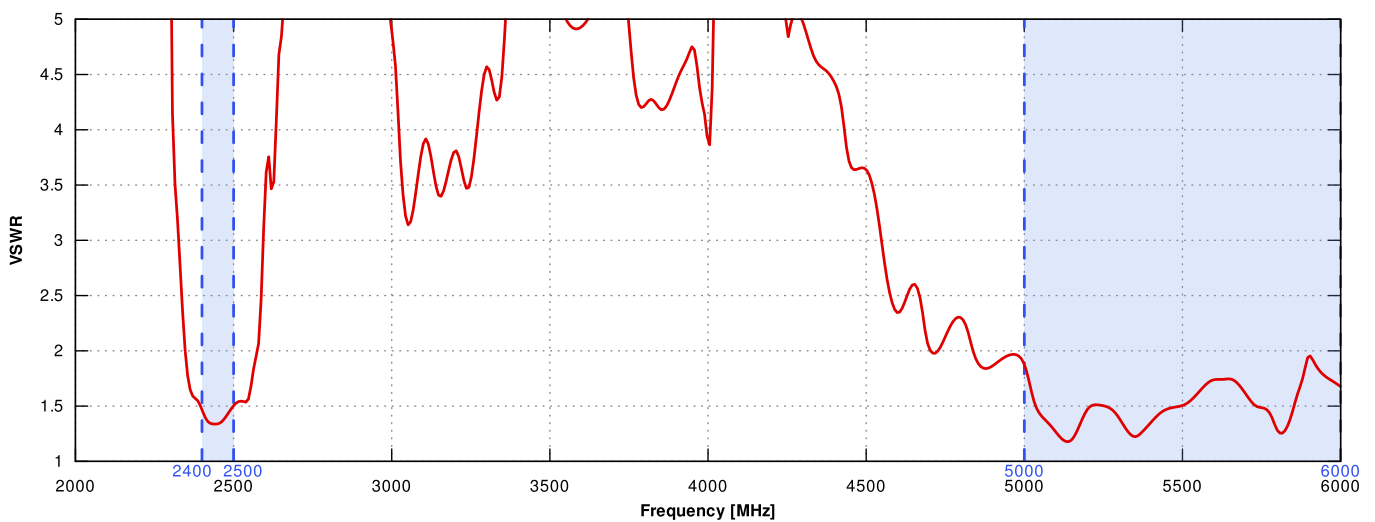


# PLOTS

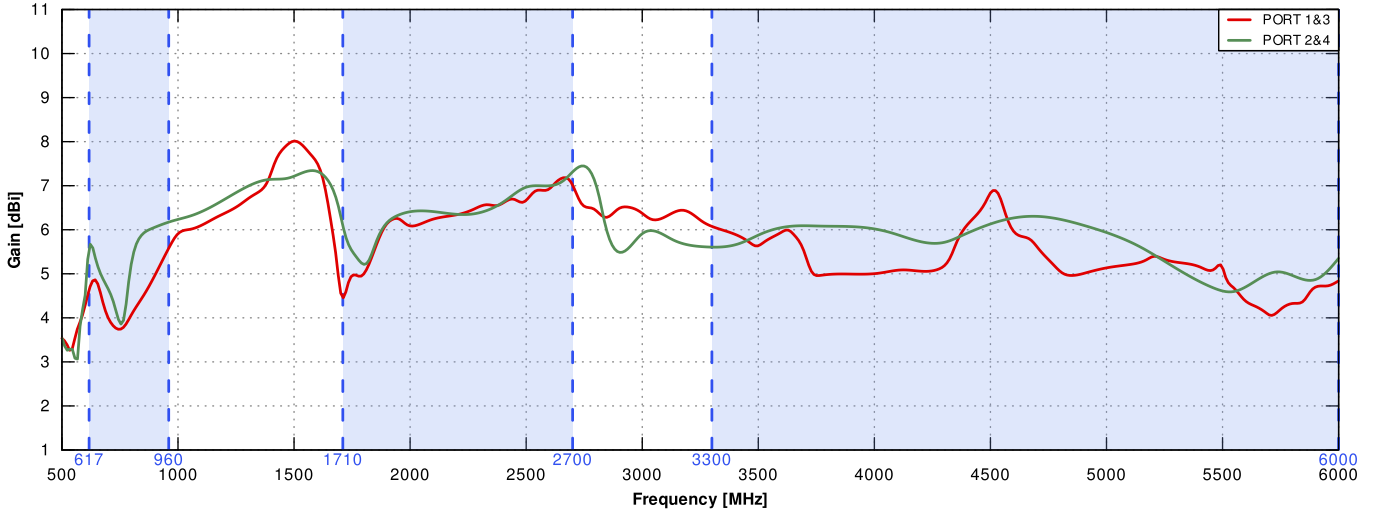
## VSWR for 5G/LTE antenna



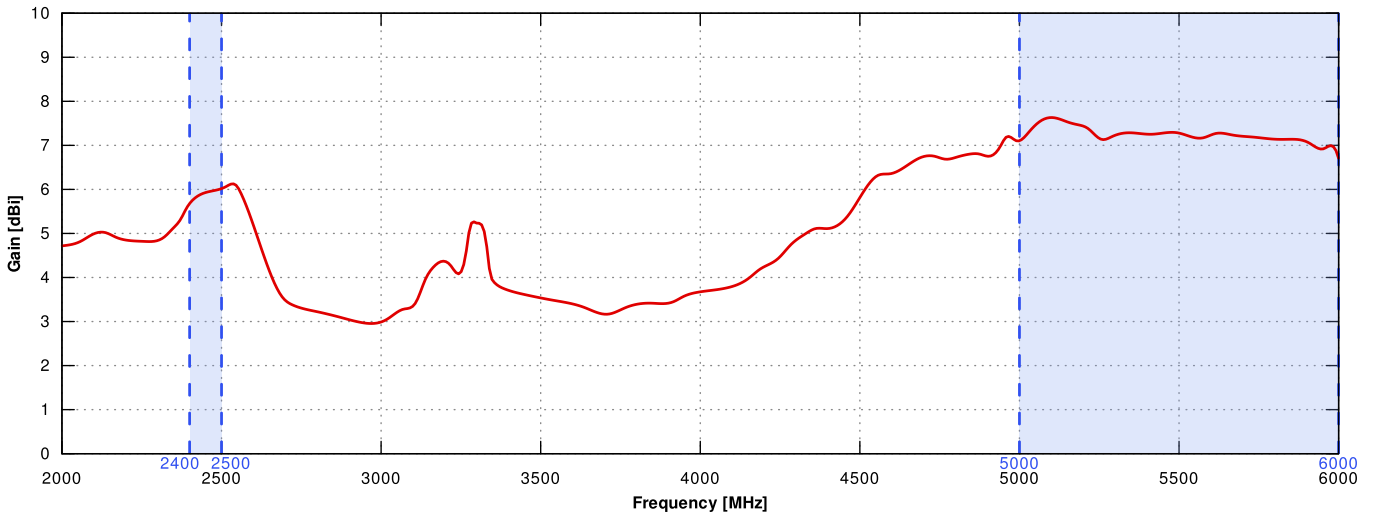
## VSWR for Wi-Fi antenna



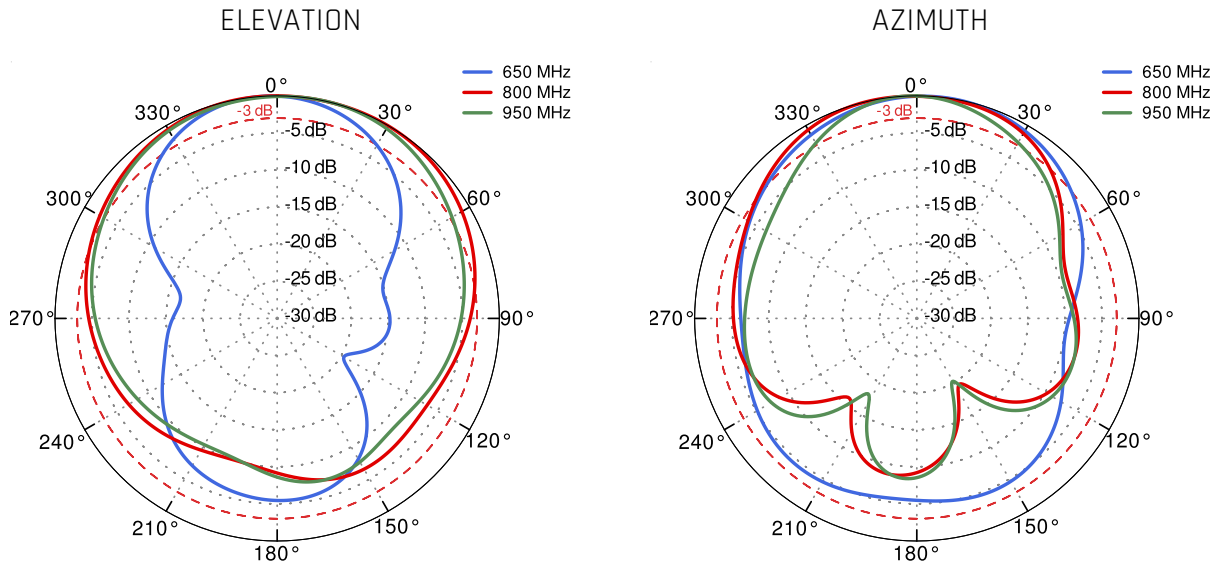
Gain for 5G/LTE antenna



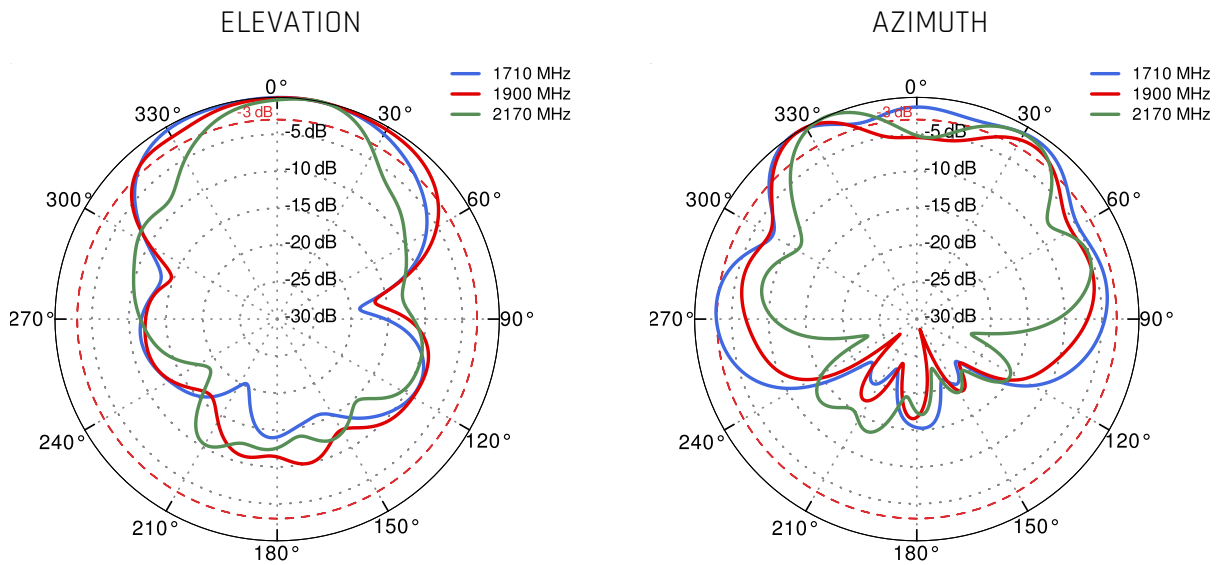
Gain for Wi-Fi antenna



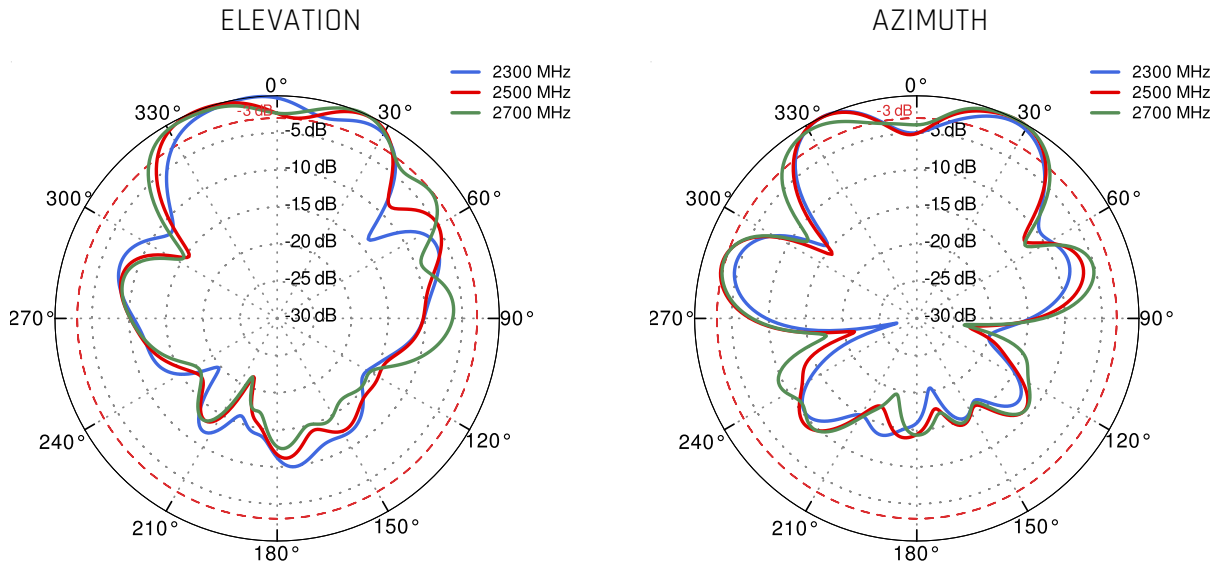
PORT 1&3 - 5G/LTE from 650MHz to 950MHz



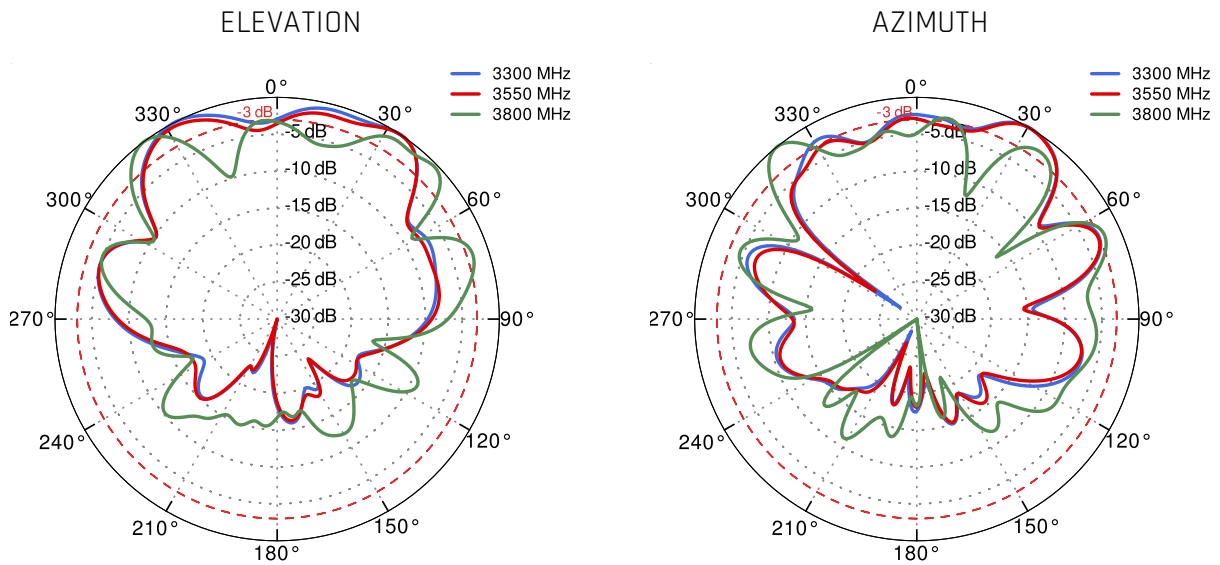
PORT 1&3 - 5G/LTE from 1.71GHz to 2.17GHz



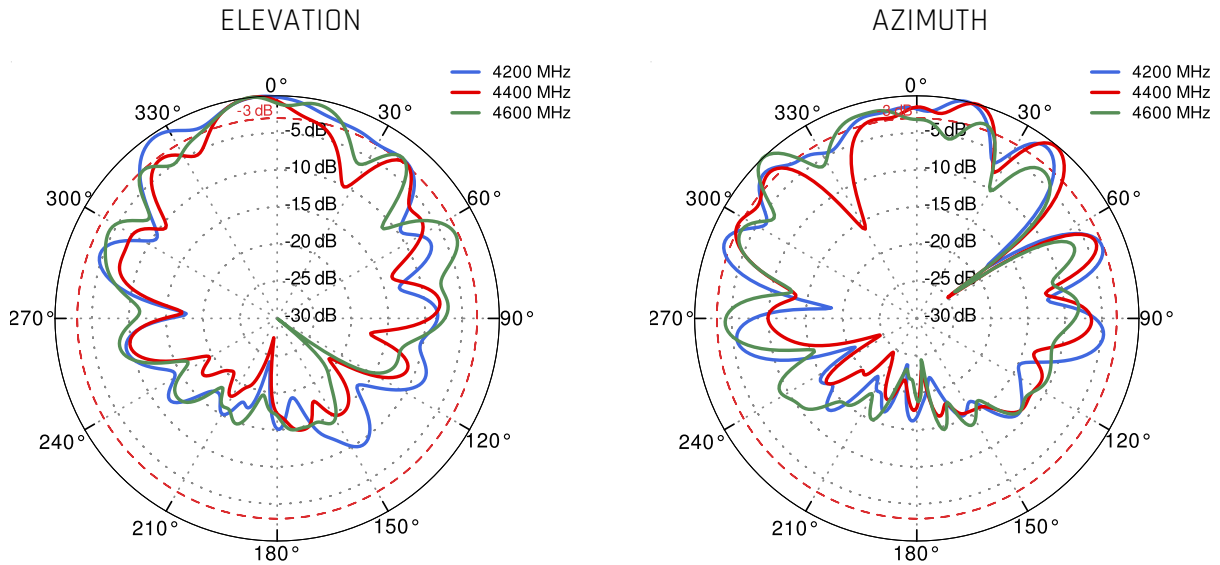
PORT 1&3 - 5G/LTE from 2.3GHz to 2.7GHz



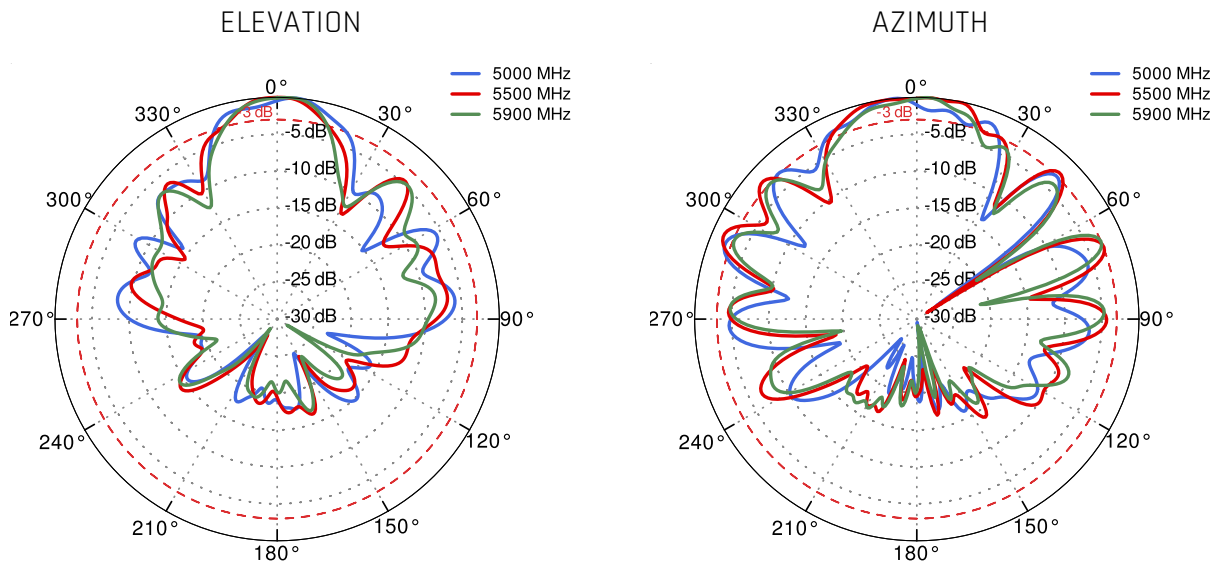
PORT 1&3 - 5G/LTE from 3.3GHz to 3.8GHz



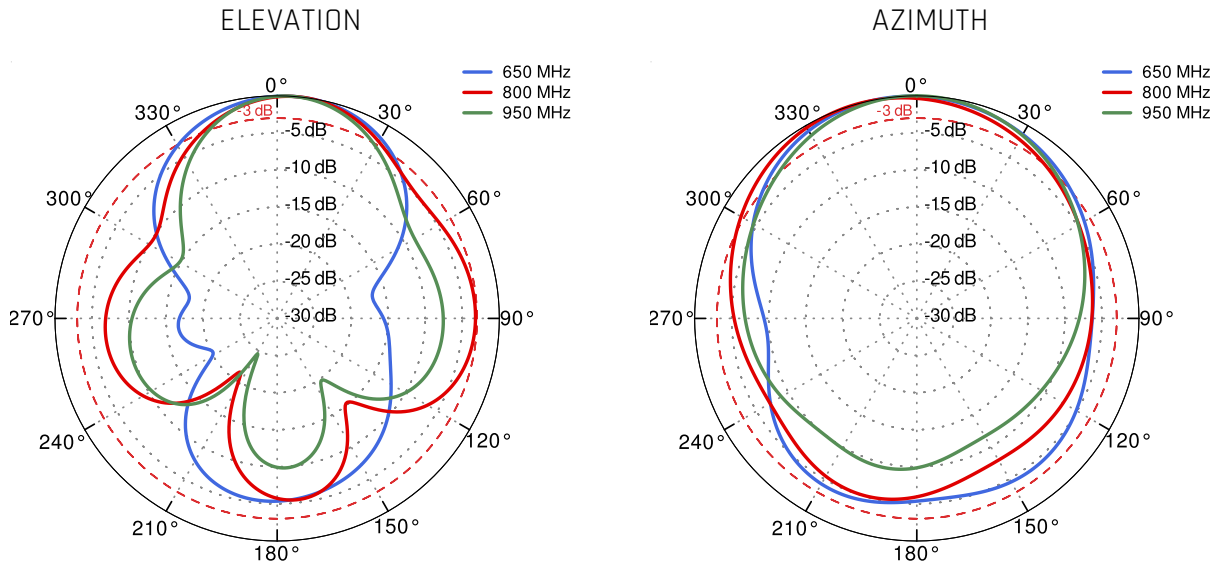
PORT 1&3 - 5G/LTE from 4.2GHz to 4.6GHz



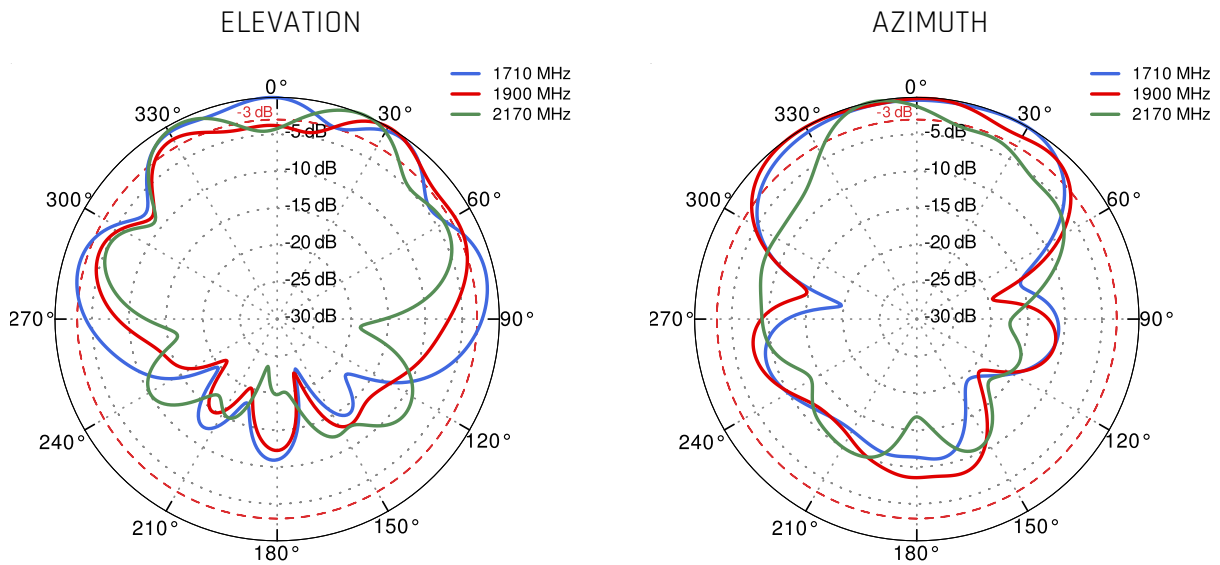
PORT 1&3 - 5G/LTE from 5.0GHz to 5.9GHz



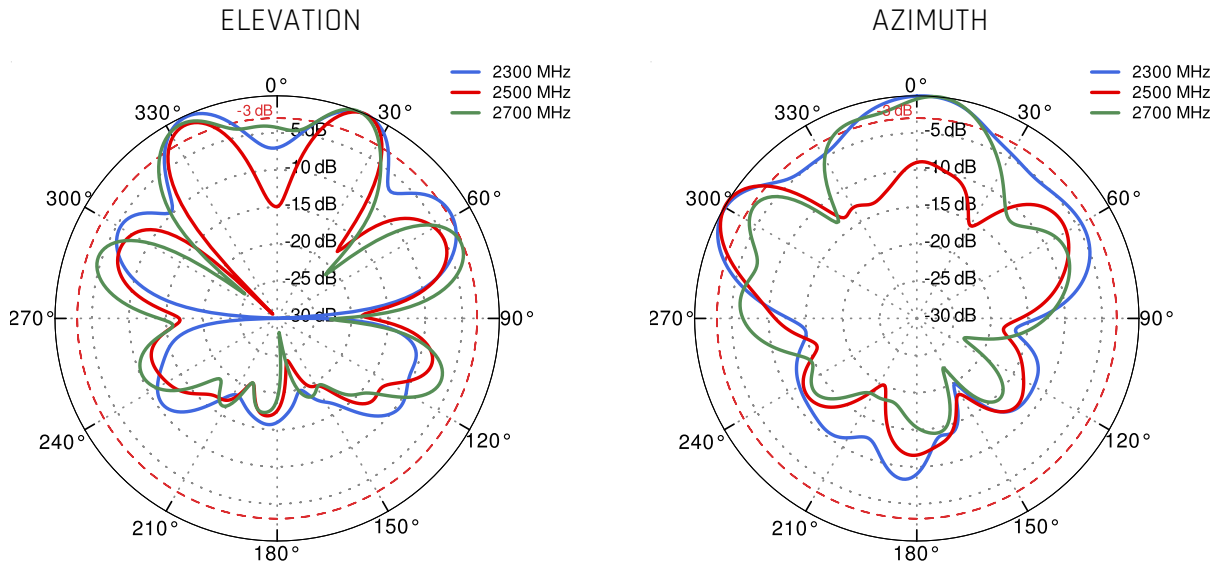
PORT 2&4 - 5G/LTE from 650MHz to 950MHz



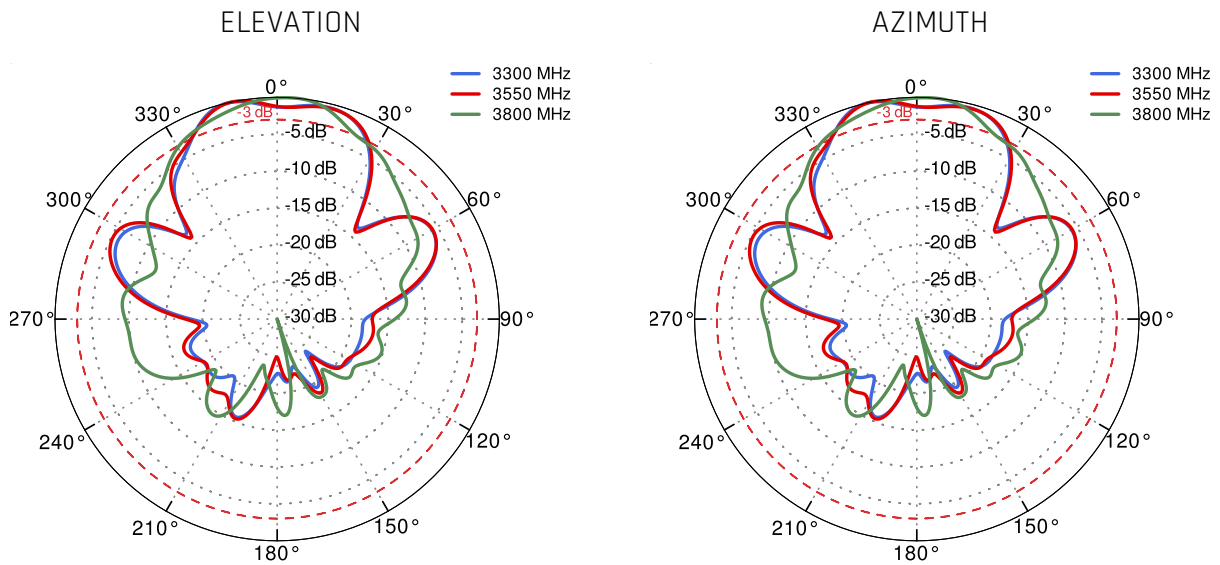
PORT 2&4 - 5G/LTE from 1.71GHz to 2.17GHz



PORT 2&4 - 5G/LTE from 2.3GHz to 2.7GHz

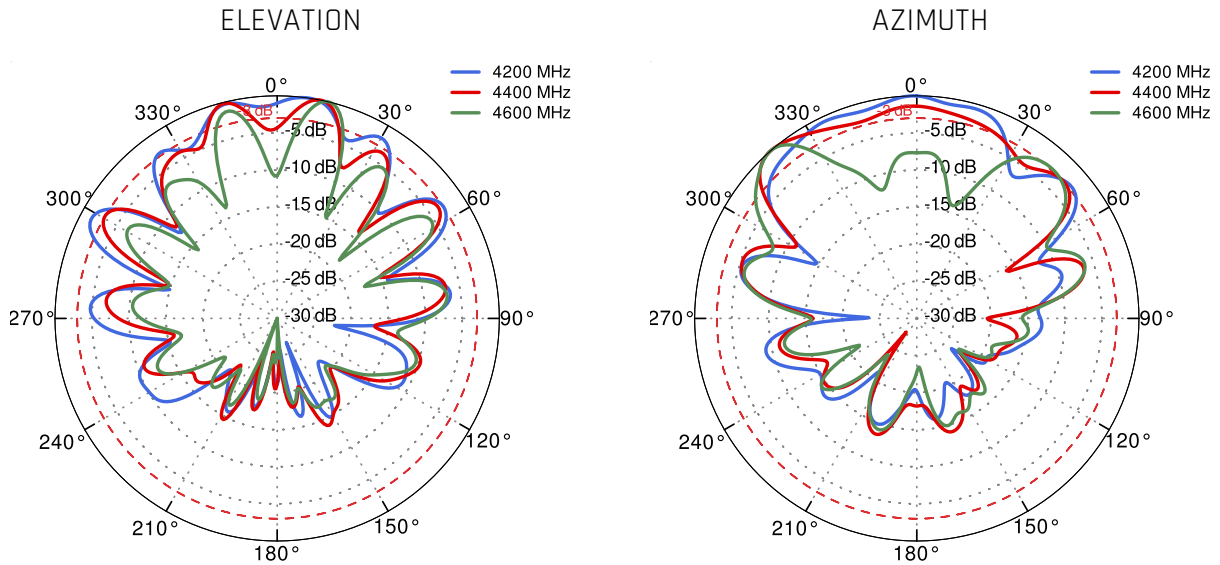


PORT 2&4 - 5G/LTE from 3.3GHz to 3.8GHz

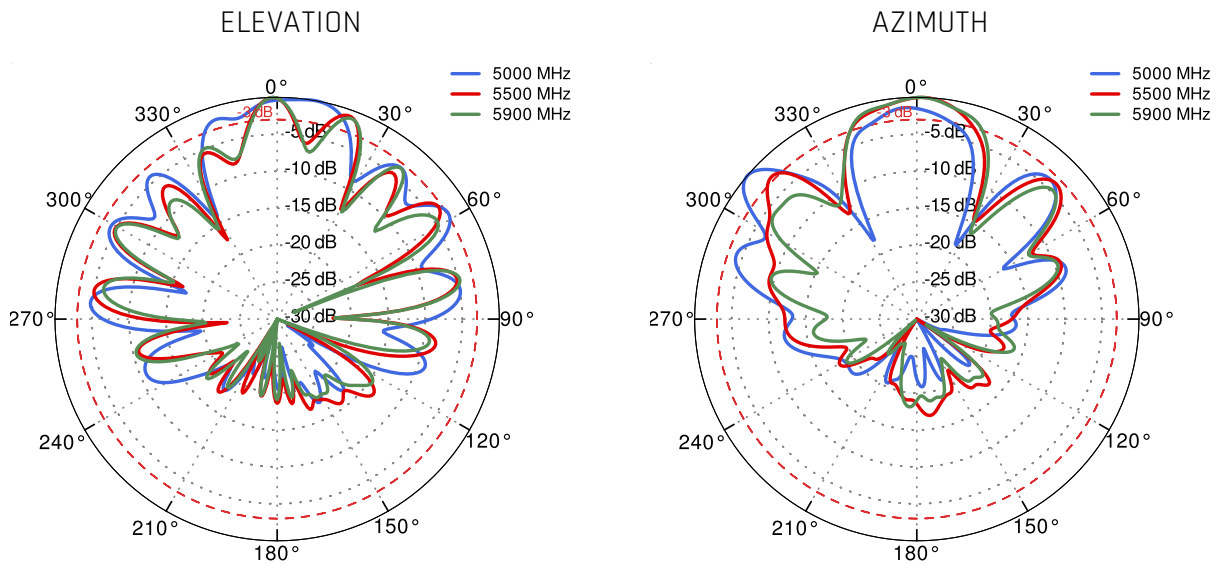




PORT 2 - 5G/LTE from 4.2GHz to 4.6GHz

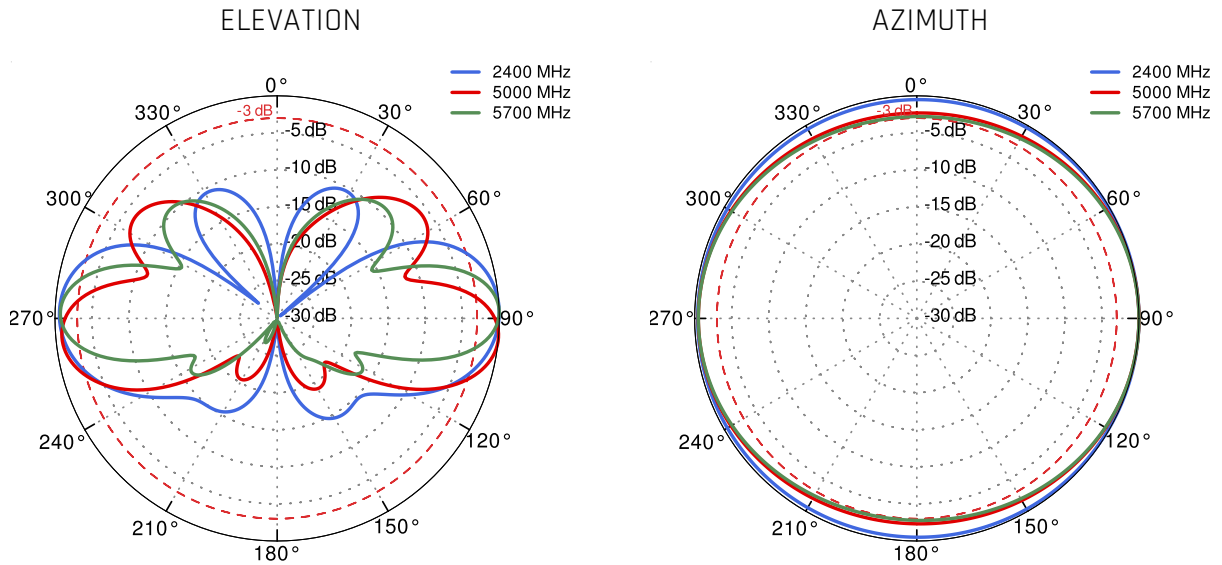


PORT 2 - 5G/LTE from 5.0GHz to 5.9GHz





Wi-Fi 2.4GHz and 5GHz



**DIMENSIONS**

