

WISI VALUE LINE

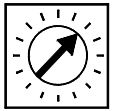
VX 26 H

Local feed distribution amplifier
F glands

VX 29 H

Remote feed distribution amplifier
PG11 glands

WISI
Q-Step



- Very compact housing
- Rotary switches for attenuator and equalizer
- All settings without interruption of service
- Precise and readable alignments
- On board return path active / passive
- Output splitter optional

Safety instructions!

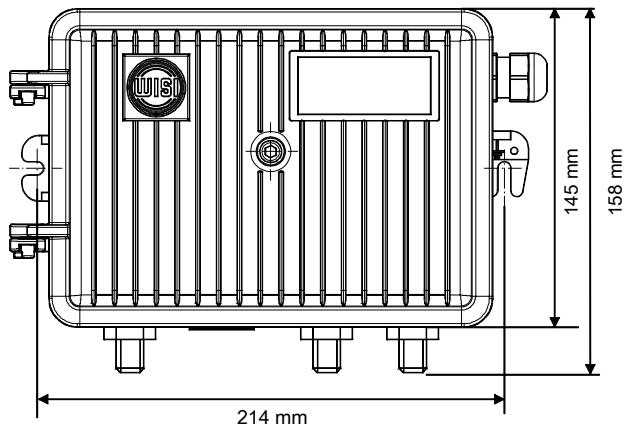
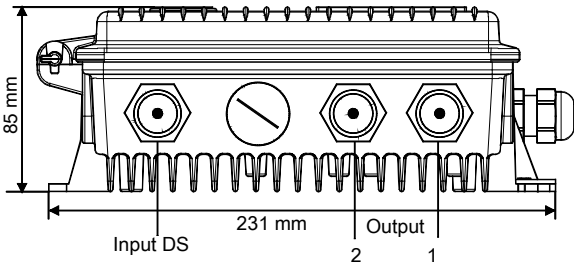
Services and repairs should only be carried out by experts.
Pay attention to live parts or wires!

Notice: In case the amplifier will be installed outdoor, please provide sufficient weather protection according the local power authorities requirement.

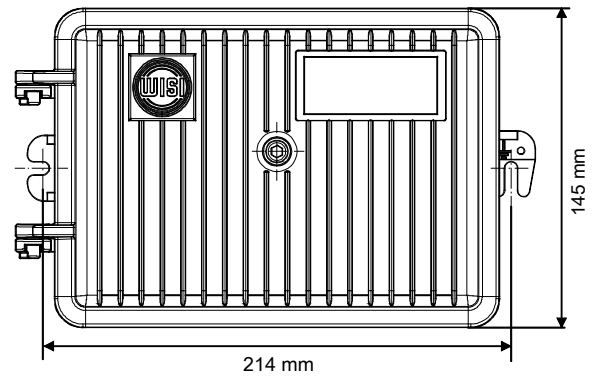
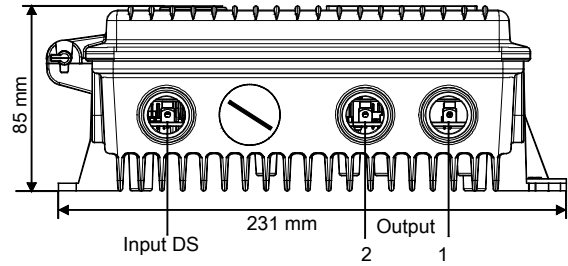


CE

VX 26 H - F glands



VX 29 H - PG 11 glands



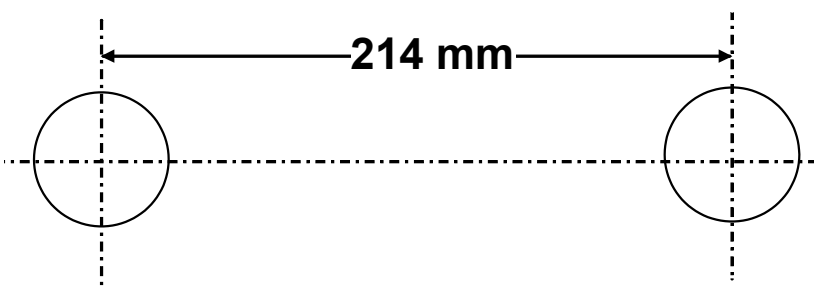
VX 29:
Kabelverschraubung PG 11 und
Netzteilanschlusstecker optional
erhältlich XE 29!
*Cable gland PG 11 and power
supply plug optional XE 29!*

Initialisation

Initialisation

1. Loosen the cover screw and open the cover.
2. For VX 29...: Screw the glanded connectors into the **Input DS** and **Output 1,2** terminals.
3. For VX 29...: Screw down the inner conductors.
4. For VX 26...: insert the power plug in the AC wall outlet.
For VX 29...: Feed in remote feed voltage via fuses.
5. Adjust the amplifier with attenuator and equalizer in accordance of the level plan.
6. Close cover and tighten the cover screw.

Drilling dimensions



Downstream

Frequency range	85-1006 MHz	
Gain	41 dB	
Output level CENELEC 42ch,	flat	111 dB μ V
	6 dB slope	114 dB μ V
- CSO, CTB	≥ 60 dB	
Noise figure	up to 600 MHz	≤ 6 dB
	up to 1000 MHz	≤ 9 dB
- Attenuator	Rotary switch 16 steps per 1 dB	0-15 dB
- Equalizer	Rotary switch 16 steps per 1.5 dB	0-22.5 dB
- Interstage attenuation	(Jumper)	0 / 5 dB
- Interstage equalizer	(Jumper)	0 / 3 / 6 / 9 dB
HF output test socket	-20 dB (directional coupler)	
Input test point	-20 dB (resistive test point)	



Return path

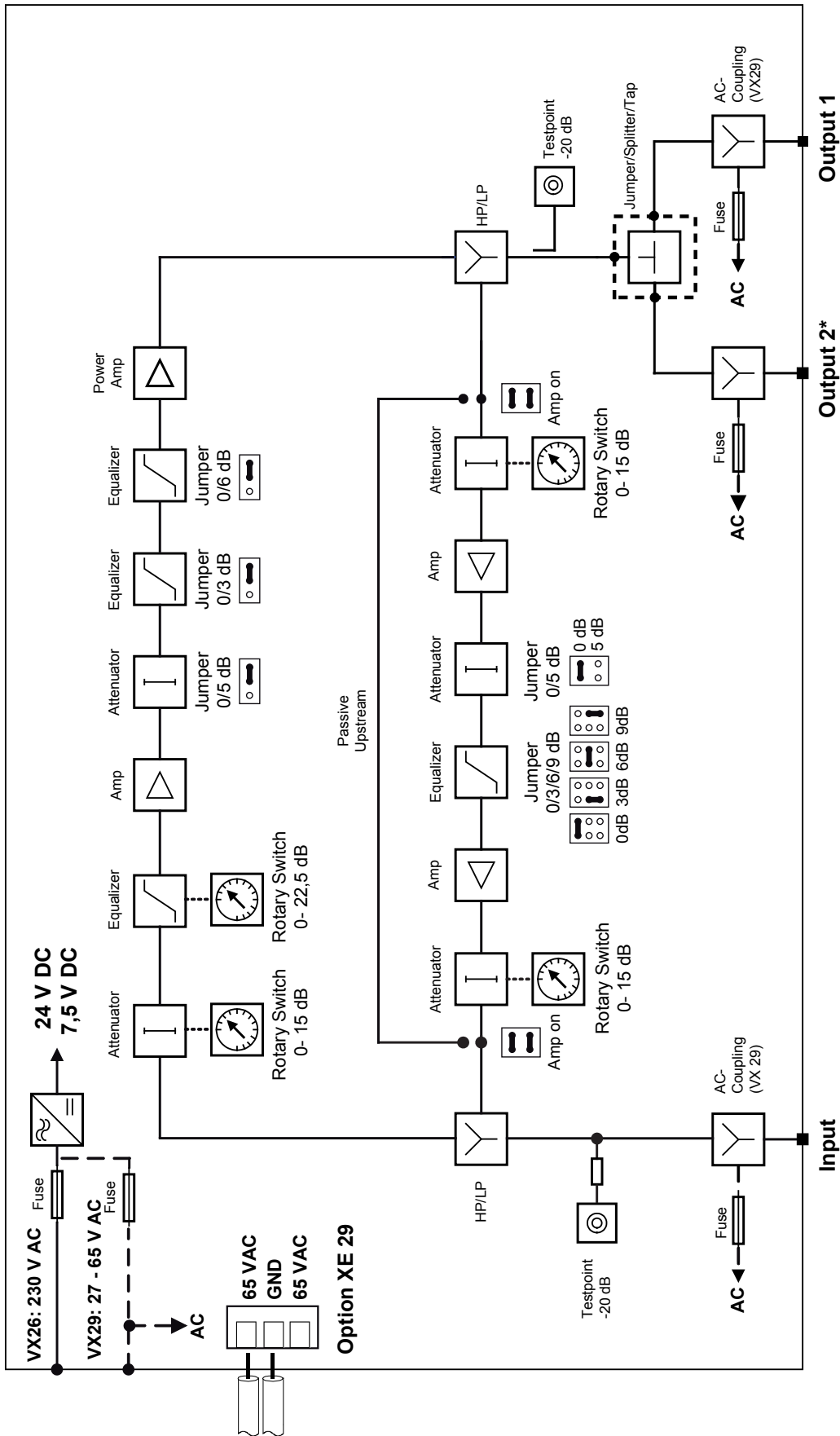
Frequency range	5-65 MHz	
Gain (active) / passive	24 dB / -4 dB	
Noise figure	≤ 6 dB	
Output level	2nd, 3rd order	typ. 112 dB μ V
- Input attenuator	1-dB-steps	0-15 dB
- Output attenuator		0-15 dB
- Interstage attenuator	(Jumper)	0 / 5 dB
- Interstage equalizer	(Jumper)	0 / 3 / 6 / 9 dB



General

Operating voltage	VX 26...	180-265 VAC / 50/60 Hz
	VX 29...	27-65 VAC
Power consumption	typ. 18 W	
Connectors	VX 26	F type
	VX 29	PG 11 type
Output splitter	4 dB	
Power passing	VX 29 (per port)	< 7 A
Impedance	75 Ω	
Operating temperature	-20 °C...+55 °C	
Storage temperature	-25 °C...+75 °C	
Max. humidity, non condensing	95 %	
Protection class	IP 66	
Lightning protector RF connectors	4 kV ¹⁾	
¹⁾ EN 61000-4-5 1.2/50 μ s pulse		
Operation indicator	LED green	
EMC	EN 50083-2	

Block diagram



WISI Communications GmbH & Co. KG
 Empfangs- und Verteiltechnik
 Wilhelm-Sihn-Straße 5-7, 75223 Niefern-Oeschelbronn, Germany
 Tel. 07233 / 66-0, Fax. 66-320, <http://www.wisi.de>

Technische Änderungen und Druckfehler vorbehalten!
 Technical Modifications reserved. WISI cannot be held liable for any printing error.

excellence in digital ...